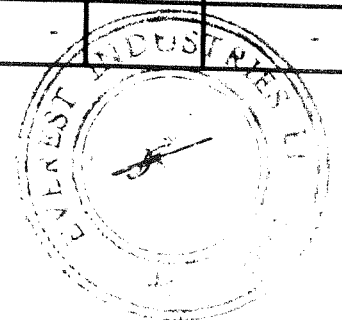



Statement showing Shareholding Pattern

Name of the Company:		EVEREST INDUSTRIES LIMITED	
Scrip Code:	508906 (BSE) / EVERESTIND (NSE)	Quarter ended:	30-Jun-09

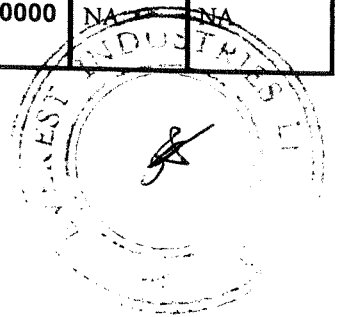
Category code	Category of shareholder	Number of shareholders	Total number of shares	Number of shares held in dematerialized form	Total shareholding as a percentage of total number of shares		Shares pledged or otherwise encumbered	
					As percentage of (A+B)[1]	As a percentage of (A+B+C)	Number of shares	As a percentage
(A) Shareholding of Promoter and Promoter Group[2]								
1	Indian							
(a)	Individuals/ Hindu Undivided Family	-	-	-	-	-	-	-
(b)	Central Government/ State Government(s)	-	-	-	-	-	-	-
(c)	Bodies Corporate	1	7413470	7413470	50.0908	50.0908	-	-
(d)	Financial Institutions/ Banks	-	-	-	-	-	-	-
(e)	Any Other (specify)	-	-	-	-	-	-	-
	Sub-Total (A)(1)	1	7413470	7413470	50.0908	50.0908	-	-
2	Foreign							
(a)	Individuals (Non Resident Individuals/ Foreign Individuals)	-	-	-	-	-	-	-
(b)	Bodies Corporate	-	-	-	-	-	-	-
(c)	Institutions	-	-	-	-	-	-	-
(d)	Any Other (specify)	-	-	-	-	-	-	-
	Sub-Total (A)(2)	-	-	-	-	-	-	-



	Total Shareholding of Promoter and Promoter Group (A) = (A)(1)+(A)(2)	1	7413470	7413470	50.0908	50.0908	-	-
(B)	Public shareholding[3]						NA	NA
1	Institutions						NA	NA
(a)	Mutual Funds/ UTI	9	1929321	1928221	13.0359	13.0359	-	-
(b)	Financial Institutions/ Banks	3	325	275	0.0022	0.0022	-	-
(c)	Central Government/ State Government(s)	1	200	-	0.0014	0.0014	-	-
(d)	Venture Capital Funds	-	-	-	-	-	-	-
(e)	Insurance Companies	2	187	0	0.0013	0.0013	-	-
(f)	Foreign Institutional Investors	8	60392	59117	0.4081	0.4081	-	-
(g)	Foreign Venture Capital Investors	-	-	-	-	-	-	-
(h)	Any Other (specify)	-	-	-	-	-	-	-
	Sub-Total (B)(1)	23	1990425	1987613	13.4489	13.4489	-	-
2	Non-institutions						NA	NA
(a)	Bodies Corporate	254	684934	678907	4.6279	4.6279	-	-
(b)	Individuals -							
	i. Individual shareholders holding nominal share capital up to Rs. 1 lakh.	8266	2179208	1767012	14.7244	14.7244	-	-
	ii. Individual shareholders holding nominal share capital in excess of Rs. 1 lakh.	35	1178690	1178690	7.9641	7.9641	-	-
(c)	Any Other - Trusts & Foundations	4	1327234	1327184	8.9678	8.9678	-	-



	Non Resident Individuals	53	26059	25459	0.1761	0.1761	-	-
	Sub-Total (B)(2)	8612	5396125	4977252	36.4603	36.4603	-	-
	Total Public Shareholding (B)= (B)(1)+(B)(2)	8635	7386550	6964865	49.9092	49.9092	-	-
	TOTAL (A)+(B)	8636	14800020	14378335	100.0000	100.0000	-	-
(C)	Shares held by Custodians and against which Depository Receipts have been issued	-	-	-	-	-	NA	NA
	GRAND TOTAL (A)+(B)+(C)	8636	14800020	14378335	100.0000	100.0000	NA	NA



(1)(b) Statement showing shareholding of persons belonging to the category "Promoter and Promoter Group"

SI.No.	Name of the Shareholder	Total shares held		Shares pledged or otherwise encumbered		
		Number	As a % of grand total (A)+(B)+(C)	Number	As percentage	As a % of grand total (A)+(B)+(C) of sub-clause (1)(a)
1	EVEREST FINVEST INDIA PVT. LTD	7413470	50.091	0	0	0
	TOTAL	7413470	50.091	0	0	0

(I)(c) Statement showing Shareholding of persons belonging to the

Sr. No.	Name of the shareholder	Number of shares	Shares as a percentage of total number of shares {i.e., Grand Total (A)+(B)+(C) indicated in Statement at para (I)(a) above}
1	Everest Staff Welfare Trust	1326727	8.9643
2	Reliance Capital Trustee Co Ltd-Reliance Longterm Equity Fund	1176648	7.9503
3	Franklin India Smaller Companies Fund	747498	5.0506
4	Hitesh Ramji Javeri	191000	1.2905
5	S K Gupta	180259	1.2179
	TOTAL	3622132	24.4738

(I)(d) Statement showing details of locked-in shares

Sr. No.	Name of the shareholder	Category	Number of locked-in shares	Locked-in shares as a percentage of total number of shares {i.e., Grand Total (A)+(B)+(C) indicated in Statement at para (I)(a) above}
1	NIL		NIL	NIL
	TOTAL		NIL	NIL

(II)(a) Statement showing details of Depository Receipts (DRs)

Sr. No.	Type of outstanding DR (ADRs, GDRs, SDRs, etc.)	Number of outstanding DRs	Number of shares underlying outstanding DRs	Shares underlying outstanding DRs as a percentage of total number of shares {i.e., Grand Total (A)+(B)+(C) indicated in Statement at para (I)(a) above}
1	NIL	NIL	NIL	NIL
TOTAL		NIL	NIL	NIL

(II)(b) Statement showing Holding of Depository Receipts (DRs), where underlying shares are in excess of 1% of the total number of shares

Sr. No.	Name of the DR Holder	Type of outstanding DR (ADRs, GDRs, SDRs, etc.)	Number of shares underlying outstanding DRs	Shares underlying outstanding DRs as a percentage of total number of shares {i.e., Grand Total (A)+(B)+(C) indicated in Statement at para (I)(a) above}
1	NIL	NIL	NIL	NIL
TOTAL			NIL	NIL