

(1) (a) Statement Showing Shareholding Pattern

Name of the Company : EVEREST INDUSTRIES LTD (SHARES)

Script Code, Name of the scrip, class of security: BSE-508906

/EQUITY

Quarter Ended 30-Sep-2015

Partly paid-up shares:-	No. of partly paid-up shares	As a % of total no. of partly paid-up shares	As a % of total no. of shares of the company
Held by promoter/promoter group	NA	NA	NA
Held by public	NA	NA	NA
Total	NA	NA	NA
Outstanding convertible Securities:-	No. of outstanding securities	As a % of total no. of outstanding convertible securities	As a % of total no. of shares of the company, assuming full conversion of the convertible securities
Held by promoter/promoter group	NA	NA	NA
Held by public	NA	NA	NA
Total	NA	NA	NA
Warrants:-	No. of warrants	As a % of total no. of warrants	As a % of total no. of shares of the company, assuming full conversion of warrants
Held by promoter/promoter group	0	0	.0000
Held by public	0	0	.0000
Total	0	0	.0000
Total paid-up capital of the company, assuming full conversion of warrants and convertible securities	15360715		

Prepared by MCS Share Transfer Agent Ltd.




## (D) (a) Statement Showing Shareholding Pattern

Name Of The Company : EVEREST INDUSTRIES LTD (SHARES)

Quarter Ended 30-Sep-2015

Category Code	Category of Shareholders	Number of shareholders	Total no. of Shares	No. of Shares held in Dematerialised form	Total shareholding as a percentage of total shares		Shares pledged or otherwise encumbered
					As a percentage of (A+B)	As a percentage of (A+B+C)	
A	Shareholding of Promoter and Promoter Group						
1	Indian						
a	Individuals/ Hindu Undivided Family	0	0	0	.0000	.0000	0 .0000
b	Central Government/ State Government(s)	0	0	0	.0000	.0000	0 .0000
c	Bodies Corporate	2	7520470	7520470	48.9591	48.9591	0 .0000
d	Financial Institutions/ Banks	0	0	0	.0000	.0000	0 .0000
e	Any Other (Specify)	0	0	0	.0000	.0000	0 .0000
i	Trust	0	0	0	.0000	.0000	0 .0000
ii	Society	0	0	0	.0000	.0000	0 .0000
iii	Educational Institutions	0	0	0	.0000	.0000	0 .0000
	<b>Sub Total (A)(1) :</b>	2	7520470	7520470	48.9591	48.9591	0 .0000
2	Foreign						
a	Individuals (Non Resident Indians / Foreign Individuals)	0	0	0	.0000	.0000	0 .0000
b	Bodies Corporate	0	0	0	.0000	.0000	0 .0000
c	Institutions	0	0	0	.0000	.0000	0 .0000
d	Qualified Foreign Investor	0	0	0	.0000	.0000	0 .0000
e	Any Other ( Specify )	0	0	0	.0000	.0000	0 .0000
	<b>Sub Total (A)(2) :</b>	0	0	0	.0000	.0000	0 .0000
	<b>Total Shareholding of Promoter and Promoter Group (A) = (A)(1) + (A)(2) :</b>	2	7520470	7520470	48.9591	48.9591	0 .0000
B	Public Shareholding						NA NA
1	Institutions						NA NA
a	Mutual Funds/ UTI	17	2481259	2480259	16.1533	16.1533	0 .0000
b	Financial Institutions/ Banks	3	905	855	.0059	.0059	0 .0000
c	Central Government/ State Government(s)	1	200	0	.0013	.0013	0 .0000
d	Venture Capital Funds	0	0	0	.0000	.0000	0 .0000




## (I) (a) Statement Showing Shareholding Pattern

Name Of The Company : EVEREST INDUSTRIES LTD (SHARES)

Quarter Ended 30-Sep-2015

Category Code	Category of Shareholders	Number of shareholders	Total no. of Shares	No. of Shares held in Dematerialised form	Total shareholding as a percentage of total shares		Shares pledged or otherwise encumbered	
					As a percentage of (A+B)	As a percentage of (A+B+C)	Number of shares	As a percentage
<b>B</b>	<b>Public Shareholding</b>							
1	Institutions							
e	Insurance Companies	2	187	0	.0012	.0012		NA
f	Foreign Institutional Investors	9	82089	80814	.5344	.5344		NA
g	Foreign Venture Capital Investors	0	0	0	.0000	.0000		
h	Qualified Foreign Investor	0	0	0	.0000	.0000		
i	Any Other (Specify)	0	0	0	.0000	.0000		
<b>2</b>	<b>Sub Total (B)(1) :</b>	<b>32</b>	<b>2564640</b>	<b>2561928</b>	<b>16.6961</b>	<b>16.6961</b>		<b>NA</b>
a	Non-Institutions							
	Bodies Corporate	362	648140	642813	4.2195	4.2195		NA
b	Individuals							
i	Individual Shareholders Holding Nominal Share Capital Upto Rs. 1 Lakh.	10831	3139233	2860070	20.4368	20.4368		
ii	Individual Shareholders Holding Nominal Share Capital in excess of Rs. 1 Lakh.	33	1013210	1013210	6.5961	6.5961		
c	Qualified Foreign Investor	0	0	0	.0000	.0000		
d	Any Other (Specify)							
i	Trust & Foundations	3	336953	336903	2.1936	2.1936		
ii	Cooperative Societies	0	0	0	.0000	.0000		
iii	Educational Institutions	0	0	0	.0000	.0000		
iv	Non Resident Individual	177	138069	137469	.8988	.8988		
v	Foreign Companies	0	0	0	.0000	.0000		
vi	OCB	0	0	0	.0000	.0000		
	<b>Sub Total (B)(2) :</b>	<b>11406</b>	<b>5275605</b>	<b>4990465</b>	<b>34.3448</b>	<b>34.3448</b>		
	<b>Total Public Shareholding (B) = (B)(1) + (B)(2) :</b>	<b>11438</b>	<b>7840245</b>	<b>7552393</b>	<b>51.0409</b>	<b>51.0409</b>		
	<b>Total (A) + (B) :</b>	<b>11440</b>	<b>15360715</b>	<b>15072863</b>	<b>100.0000</b>	<b>100.0000</b>		<b>0</b>
C	Shares held by Custodians and against which Depository Receipts have been issued							
1	Promoter and Promoter Group	0	0	0	0	0		0
C	Shares held by Custodians and against which Depository Receipts have been issued							
2	Public	0	0	0	0	0		0
	<b>GRAND TOTAL (A) + (B) + (C)</b>	<b>11440</b>	<b>15360715</b>	<b>15072863</b>	<b>100.0000</b>	<b>100.0000</b>		<b>0</b>


Prepared By MCS Share Transfer Agent Ltd.



UNIT : EVEREST INDUSTRIES LTD (SHARES)

(1) (b) Statement showing holding of securities (including shares, warrants, convertible securities) of persons belonging to the category "Promoter and Promoter Group"


Sri No.	Name of the shareholder	Total shares held		Shares pledged or otherwise encumbered			Details of Warrants		Details of Convertible Securities held		Total shares (including underlying shares assuming full conversion of warrants and convertible securities) as a % of diluted share capital
		Number	As a % of grand total (A)+(B)+(C)	Number	As a percentage	As a % of grand total (A)+(B)+(C) of sub-clause (1)(a)	Number of Warrants	As a % of total number of warrants of the same class	Number of convertible securities held	As a % of total number of convertible securities of the same class	
1	FALAK INVESTMENT PRIVATE LTD	7383470	48.0672	0	.0000	.0000	NH	NH	NH	NH	NH
2	TRAPU CANS PRIVATE LIMITED	137000	.8919	0	.0000	.0000	NH	NH	NH	NH	NH
	TOTAL	7520470	48.9591	0	.0000	.0000	NH	NH	NH	NH	NH



UNIT : EVEREST INDUSTRIES LTD (SHARES)


(1) (c)(i) Statement showing holding of securities(including shares,warrants,convertible securities) of persons belonging to the category "Public" and holding more than 1 % of the total number of shares.

Srl No.	Name of the shareholder	Number of Shares	Shares as a percentage of total number of shares (Le., Grand Total (A)+(B)+(C) indicated in Statement at para (1)(c) above }	Details of Warrants		Details of Convertible Securities held		Total shares(including underlying shares assuming full conversion of warrants and convertible securities) as a % of diluted share capital
				Number of Warrants	As a % of total number of warrants of same class	Number of convertible securities held	As a % of total number of convertible securities of the same class	
1	RELIANCE CAPITAL TRUSTEE CO LTD-A/C RELIANCE MID & SMALL CAP	1024278	6.6682	NII	NII	NII	NII	NII
2	EVEREST STAFF WELFARE TRUST	336478	2.1905	NII	NII	NII	NII	NII
3	HDFC TRUSTEE COMPANY LIMITED - HDFC INFRASTRUCTURE FUND	330885	2.1541	NII	NII	NII	NII	NII
4	SBI EQUITY OPPORTUNITIES FUND SERIES I	300000	1.9530	NII	NII	NII	NII	NII
5	SBI EQUITY OPPORTUNITIES FUND SERIES II	230784	1.5024	NII	NII	NII	NII	NII
6	HSBC PROGRESSIVE THEMES FUND	196500	1.2792	NII	NII	NII	NII	NII
7	HDFC TRUSTEE COMPANY LIMITED - HDFC PRUDENCE FUND	172397	1.1223	NII	NII	NII	NII	NII
	<b>TOTAL</b>	<b>2591322</b>	<b>16.8698</b>	<b>NII</b>	<b>NII</b>	<b>NII</b>	<b>NII</b>	<b>NII</b>



UNIT : EVEREST INDUSTRIES LTD (SHARES)


(1) (c)(ii) Statement showing holding of securities (including shares, warrants, convertible securities) of persons (together with PAC) belonging to the category "Public" and holding more than 5% of the total number of shares of the company.								
Sl No.	Name of the shareholder and the Persons Acting In Concert (PAC) with them	Number of Shares	Shares as a percentage of total number of shares (i.e., Grand Total (A)+(B)+(C) indicated in Statement at para (1)(a) above)	Details of Warrants		Details of Convertible Securities held		Total shares (including underlying shares assuming full conversion of warrants and convertible securities) as a % of diluted share capital
				Number of Warrants	As a % of total number of warrants of the same class	Number of convertible Securities held	% w.r.t total number of convertible securities of the same class	
1	RELIANCE CAPITAL TRUSTEE CO.LTD- A/C RELIANCE MID & SMALL CAP FUND	1024278	6.6682	NII	NII	NII	NII	NII
	TOTAL	1024278	6.6682	NII	NII	NII	NII	NII



UNIT : EVEREST INDUSTRIES LTD (SHARES)

(1) (d) Statement showing details of locked-in shares.

Sri No.	Name of the shareholder	Number of Shares Locked-in	Locked-in Shares as a percentage of total number of shares (i.e., Grand Total (A)+(B)+(C) indicated in Statement at para (1)(a) above )	Promoter/Promoter Group / Public
1	Nil	Nil	Nil	
	TOTAL	Nil	Nil	



UNIT : EVEREST INDUSTRIES LTD (SHARES)

(II) (a) Statement showing details of Depository Receipts (DRs)

Sr1 No.	Type of outstanding DR (ADRS,GDRs, SDRs,etc.)	Number of outstanding DRs	Number of shares underlying outstanding DRs	Shares underlying outstanding DRs as a percentage of total number of shares (i.e Grand Total (A)+(B)+(C) indicated in statement at para (I)(a) above)
1	NII	NII	NII	NII
	TOTAL	NII	NII	NII

(II) (b) Statement showing details of Depository Receipts (DRs) where underlying shares held by 'promoter/promoter group' are in excess of 1% of the total number of shares.

Sr1 No.	Name of the DR Holder	Type of outstanding DRs (ADRS,GDRs, SDRs etc )	Number of shares underlying outstanding DRs	Shares underlying outstanding DRs as a percentage of total number of shares (i.e Grand Total (A)+(B)+(C) indicated in statement at para (I)(a) above)
1	NII	NII	NII	NII
	TOTAL	NII	NII	NII

