

Name of the Company : EVEREST INDUSTRIES LTD (SHARES)

Scrip Code, Name of the scrip, class of security: BSE-508906


/EQUITY

Quarter Ended 30-Jun-2014


Partly paid-up shares:-	No. of partly paid-up shares	As a % of total no. of partly paid-up shares	As a % of total no. of shares of the company
Held by promoter/promoter group	NA	NA	NA
Held by public	NA	NA	NA
Total	NA	NA	NA
Outstanding convertible Securities:-	No. of outstanding securities	As a % of total no. of outstanding convertible securities	As a % of total no. of shares of the company, assuming full conversion of the convertible securities
Held by promoter/promoter group	NA	NA	NA
Held by public	NA	NA	NA
Total	NA	NA	NA
Warrants:-	No. of warrants	As a % of total no. of warrants	As a % of total no. of shares of the company, assuming full conversion of warrants
Held by promoter/promoter group	0	0	.0000
Held by public	0	0	.0000
Total	0	0	.0000
Total paid-up capital of the company, assuming full conversion of warrants and convertible securities	15195015		

Prepared by MCS Limited.

		Quarter Ended 30-Jun-2014						
Category Code	Category of Shareholders	Number of shareholders	Total no. of Shares	No. of Shares held in Dematerialised form	Total shareholding as a percentage of total shares		Shares pledged or otherwise encumbered	
					As a percentage of (A+B)	As a percentage of (A+B+C)	Number of shares	As a percentage
A	Shareholding of Promoter and Promoter Group							
I	Indian							
a	Individuals/ Hindu Undivided Family	0	0	0	.0000	.0000	0	.0000
b	Central Government/ State Government(s)	0	0	0	.0000	.0000	0	.0000
c	Bodies Corporate	2	7520470	7520470	49.4930	49.4930	0	.0000
d	Financial Institutions/ Banks	0	0	0	.0000	.0000	0	.0000
e	Any Other (Specify)							
i	Trust	0	0	0	.0000	.0000	0	.0000
ii	Society	0	0	0	.0000	.0000	0	.0000
iii	Educational Institutions	0	0	0	.0000	.0000	0	.0000
	Sub Total (A)(1) :	2	7520470	7520470	49.4930	49.4930	0	.0000
2	Foreign							
a	Individuals (Non Resident Indians / Foreign Individuals)	0	0	0	.0000	.0000	0	.0000
b	Bodies Corporate	0	0	0	.0000	.0000	0	.0000
c	Institutions	0	0	0	.0000	.0000	0	.0000
d	Qualified Foreign Investor	0	0	0	.0000	.0000	0	.0000
e	Any Other (Specify)	0	0	0	.0000	.0000	0	.0000
	Sub Total (A)(2) :	0	0	0	.0000	.0000	0	.0000
	Total Shareholding of Promoter and Promoter Group (A) = (A)(1) + (A)(2) :	2	7520470	7520470	49.493	49.493	0	.0000
B	Public Shareholding							
i	Institutions						NA	NA
a	Mutual Funds/ UTI						NA	NA
		10	1300631	1299631	8.5596	8.5596		
b	Financial Institutions/ Banks	2	225	175	.0015	.0015		
c	Central Government/ State Government(s)	1	200	0	.0013	.0013		
d	Venture Capital Funds	0	0	0	.0000	.0000		



		Quarter Ended 30-Jun-2014							
Category Code	Category of Shareholders	Number of shareholders	Total no. of Shares	No. of Shares held in Dematerialised form	Total shareholding as a percentage of total shares		Shares pledged or otherwise encumbered		
					As a percentage of (A+B)	As a percentage of (A+B+C)	Number of shares	As a percentage	
B	Public Shareholding								
1	Institutions							NA	NA
e	Insurance Companies							NA	NA
f	Foreign Institutional Investors	2	187	0	.0012	.0012			
g	Foreign Venture Capital Investors	6	1275	0	.0084	.0084			
h	Qualified Foreign Investor	0	0	0	.0000	.0000			
i	Any Other (Specify)	0	0	0	.0000	.0000			
	Sub Total (B)(1) :	21	1302518	1299806	8.5720	8.5720			
2	Non-Institutions							NA	NA
a	Bodies Corporate	423	1204521	1199194	7.9271	7.9271			
b	Individuals								
i	Individual Shareholders Holding Nominal Share Capital Upto Rs. 1 Lakh.	11360	3218819	2911227	21.1834	21.1834			
ii	Individual Shareholders Holding Nominal Share Capital in excess of Rs. 1 Lakh.	46	1440753	1440753	9.4817	9.4817			
c	Qualified Foreign Investor	0	0	0	.0000	.0000			
d	Any Other (Specify)								
i	Trust & Foundations	4	336958	336908	2.2176	2.2176			
ii	Cooperative Societies	0	0	0	.0000	.0000			
iii	Educational Institutions	0	0	0	.0000	.0000			
iv	Non Resident Individual	189	170976	170376	1.1252	1.1252			
v	Foreign Companies	0	0	0	.0000	.0000			
vi	OCB	0	0	0	.0000	.0000			
	Sub Total (B)(2) :	12022	6372027	6058458	41.9350	41.9350			
	Total Public Shareholding (B) = (B)(1) + (B)(2) :	12043	7674545	7358264	50.507	50.507			
	Total (A) + (B) :	12045	15195015	14878734	100.0000	100.0000	0	.0000	
C	Shares held by Custodians and against which Depository Receipts have been issued								
1	Promoter and Promoter Group	0	0	0	0	0			
2	Public	0	0	0	0	0			
	GRAND TOTAL (A) + (B) + (C)	12045	15195015	14878734	100.0000	100.0000	0	.0000	



UNIT : - EVEREST INDUSTRIES LTD (SHARES)

(I) (b) Statement showing holding of securities(including shares,warrants,convertible securities) of persons belonging to the category "Promoter and Promoter Group"


Srl No.	Name of the shareholder	Total shares held		Shares pledged or otherwise encumbered			Details of Warrants		Details of Convertible Securities held		Total shares(including underlying shares assuming full conversion of warrants and convertible securities) as a % of diluted share capital
		Number	As a % of grand total (A)+(B)+(C)	Number	As a percentage	As a % of grand total (A)+(B)+(C) of sub-clause (1)(a)	Number of Warrants	As a % of total number of warrants of the same class	Number of convertible securities held	As a % of total number of convertible securities of the same class	
1	FALAK INVESTMENT PRIVATE LTD	7383470	48.5914	0	.0000	.0000	Nil	Nil	Nil	Nil	Nil
2	TRAPU CANS PRIVATE LIMITED	137000	.9016	0	.0000	.0000	Nil	Nil	Nil	Nil	Nil
	TOTAL	7520470	49.4930	0	.0000	.0000	Nil	Nil	Nil	Nil	Nil



UNIT : EVEREST INDUSTRIES LTD (SHARES)

(I) (c)(i) Statement showing holding of securities(including shares,warrants,convertible securities) of persons belonging to the category"Public" and holding more than 1 % of the total number of shares.


Srl No.	Name of the shareholder	Number of Shares	Shares as a percentage of total number of shares (i.e., Grand Total (A)+(B)+(C) indicated in Statement at para (I)(a) above }	Details of Warrants		Details of Convertible Securities held		Total shares(including underlying shares assuming full conversion of warrants and convertible securities) as a % of diluted share capital
				Number of Warrants	As a % of total number of warrants of the same class	Number of convertible securities held	As a % of total number of convertible securities of the same class	
1	RELIANCE CAPITAL TRUSTEE CO LTD-RELIANCE LONGTERM EQUITY FUN	966748	6.3623	Nil	Nil	Nil	Nil	Nil
2	EVEREST STAFF WELFARE TRUST	336478	2.2144	Nil	Nil	Nil	Nil	Nil
3	DELHI IRON AND STEEL CO PVT LTD	308960	2.0333	Nil	Nil	Nil	Nil	Nil
4	HSBC PROGRESSIVE THEMES FUND	196500	1.2932	Nil	Nil	Nil	Nil	Nil
5	RAMESH DAMANI	175000	1.1517	Nil	Nil	Nil	Nil	Nil
	TOTAL	1983686	13.0548	Nil	Nil	Nil	Nil	Nil



UNIT : EVEREST INDUSTRIES LTD (SHARES)

(I) (c)(ii) Statement showing holding of securities(including shares,warramnts,convertible securities) of persons (together with PAC) belonging to the category "Public" and holding more than 5% of the total number of shares of the company.


Srl No.	Name of the shareholder and the Persons Acting In Concert(PAC) with them	Number of Shares	Shares as a percentage of total number of shares (i.e., Grand Total (A)+(B)+(C) indicated in Statement at para (I)(a) above }	Details of Warrants		Details of Convertible Securities held		Total shares(including underlying shares assuming full conversion of warrants and conevrtible securities) as a % of diluted share capital
				Number of Warrants	As a % of total number of warrants of the same class	Number of convertible Securities held	% w.r.t total number of convertible securities of the same class	
1	RELIANCE CAPITAL TRUSTEE CO LTD- RELIANCE LONGTERM EQUITY FUND	966748	6.3623	Nil	Nil	Nil	Nil	Nil
	TOTAL	966748	6.3623	Nil	Nil	Nil	Nil	Nil



UNIT : EVEREST INDUSTRIES LTD (SHARES)

(I) (d) Statement showing details of locked-in shares.

Srl No.	Name of the shareholder	Number of Shares Locked-in	Locked-in Shares as a percentage of total number of shares (i.e., Grand Total (A)+(B)+(C) indicated in Statement at para (I)(a) above)	Promoter/Promoter Group / Public
I	Nil	Nil	Nil	
	TOTAL	Nil	Nil	




UNIT : EVEREST INDUSTRIES LTD (SHARES)

(II) (a) Statement showing details of Depository Receipts (DRs)

Sr No.	Type of outstanding DR (ADRS,GDRs SDRs,etc.)	Number of outstanding DRs	Number of shares underlying outstanding DRs	Shares underlying outstanding DRs as a percentage of total number of shares (i.e Grand Total (A)+(B)+(C) indicated in statement at para (I)(a) above)
1	Nil	Nil	Nil	Nil
	TOTAL	Nil	Nil	Nil

(II) (b) Statement showing details of Depository Receipts (DRs) where underlying shares held by 'promoter/promoter group' are in excess of 1 % of the total number of shares.


Sr No.	Name of the DR Holder	Type of outstanding DRs (ADRS,GDRs, SDRs etc)	Number of shares underlying outstanding DRs	Shares underlying outstanding DRs as a percentage of total number of shares (i.e Grand Total (A)+(B)+(C) indicated in statement at para (I)(a) above)
1	Nil	Nil	Nil	Nil
	TOTAL	Nil	Nil	Nil



Category Code	Category of Shareholders	CLASS X (III)	CLASS Y (IV)	CLASS Z (V)	Total Voting Rights (III+IV+V)	As a percentage of (A+B)	As a percentage of (A+B+C)
A	Shareholding of Promoter and Promoter Group						
1	Indian						
a	Individuals/ Hindu Undivided Family	NA	NA	NA	NA		
b	Central Government/ State Government(s)	NA	NA	NA	NA		
c	Bodies Corporate	NA	NA	NA	NA		
d	Financial Institutions/ Banks	NA	NA	NA	NA		
e	Any Other (Specify)	NA	NA	NA	NA		
i	Trust						
ii	Society						
iii	Educational Institutions						
	Sub Total (A)(1) :	NA	NA	NA	NA	NA	NA
2	Foreign						
a	Individuals (Non Resident Indians / Foreign Individuals)	NA	NA	NA	NA		
b	Bodies Corporate	NA	NA	NA	NA		
c	Institutions	NA	NA	NA	NA		
d	Qualified Foreign Investor	NA	NA	NA	NA		
e	Any Other (Specify)	NA	NA	NA	NA		
	Sub Total (A)(2) :	NA	NA	NA	NA	NA	NA
	Total Shareholding of Promoter and Promoter Group (A) = (A)(1) + (A)(2) :	NA	NA	NA	NA	NA	NA
B	Public Shareholding						
1	Institutions						
a	Mutual Funds/ UTI	NA	NA	NA	NA		
		NA	NA	NA	NA	NA	NA



Category Code	Category of Shareholders	CLASS X (III)	CLASS Y (IV)	CLASS Z (V)	Total Voting Rights (III+IV+V)	As a percentage of (A+B)	As a percentage of (A+B+C)
B	Public Shareholding						
1	Institutions						
b	Financial Institutions/ Banks	NA	NA	NA	NA		
c	Central Government/ State Government(s)	NA	NA	NA	NA		
d	Venture Capital Funds	NA	NA	NA	NA		
e	Insurance Companies	NA	NA	NA	NA		
f	Foreign Institutional Investors	NA	NA	NA	NA		
g	Foreign Venture Capital Investors	NA	NA	NA	NA		
h	Qualified Foreign Investor	NA	NA	NA	NA		
i	Any Other (Specify)	NA	NA	NA	NA		
	Sub Total (B)(1) :	NA	NA	NA	NA	NA	NA
2	Non-Institutions						
a	Bodies Corporate	NA	NA	NA	NA		
b	Individuals						
i	Individual Shareholders Holding Nominal Share Capital Upto Rs. 1 Lakh.	NA	NA	NA	NA		
ii	Individual Shareholders Holding Nominal Share Capital in excess of Rs. 1 Lakh.						
c	Qualified Foreign Investor	NA	NA	NA	NA		
d	Any Other (Specify)						
i	Trust & Foundations	NA	NA	NA	NA		
ii	Cooperative Societies						
iii	Educational Institutions						
iv	Non Resident Individual						
v	Foreign Companies						
vi	OCB						



Category Code	Category of Shareholders	CLASS X (III)	CLASS Y (IV)	CLASS Z (V)	Total Voting Rights (III+IV+V)	As a percentage of (A+B)	As a percentage of (A+B+C)
B	Public Shareholding						
2	Non-Institutions						
	Sub Total (B)(2) :	NA	NA	NA	NA	NA	NA
	Total Public Shareholding (B) = (B)(1) + (B)(2) :	NA	NA	NA	NA	NA	NA
	Total (A) + (B) :	NA	NA	NA	NA	NA	NA
C	Shares held by Custodians and against which Depository Receipts have been issued						
1	Promoter and Promoter Group	NA	NA	NA	NA	NA	NA
		NA	NA	NA	NA	NA	NA

Prepared By MCS Limited.



C 2	Shares held by Custodians and against which Depository Receipts have been issued Public	NA	NA	NA	NA	NA	NA
	GRAND TOTAL (A) + (B) + (C)	NA	NA	NA	NA	NA	NA

