

Name of the Company : EVEREST INDUSTRIES LTD (SHARES)


Scrip Code, Name of the scrip, class of security: BSE-508906

/EQUITY

Quarter Ended 31-Dec-2014


Partly paid-up shares:-	No. of partly paid-up shares	As a % of total no. of partly paid-up shares	As a % of total no. of shares of the company
Held by promoter/promoter group	NA	NA	NA
Held by public	NA	NA	NA
Total	NA	NA	NA
Outstanding convertible Securities:-	No. of outstanding securities	As a % of total no. of outstanding convertible securities	As a % of total no. of shares of the company, assuming full conversion of the convertible securities
Held by promoter/promoter group	NA	NA	NA
Held by public	NA	NA	NA
Total	NA	NA	NA
Warrants:-	No. of warrants	As a % of total no. of warrants	As a % of total no. of shares of the company, assuming full conversion of warrants
Held by promoter/promoter group	0	0	.0000
Held by public	0	0	.0000
Total	0	0	.0000
Total paid-up capital of the company, assuming full conversion of warrants and convertible securities	15260005		

Prepared by MCS Limited.



Name Of The Company : EVEREST INDUSTRIES LTD (SHARES)

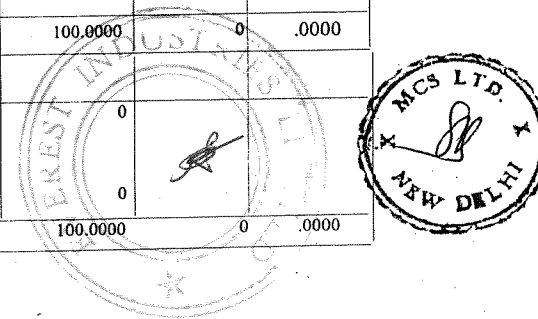
		Quarter Ended 31-Dec-2014						
Category Code	Category of Shareholders	Number of shareholders	Total no. of Shares	No. of Shares held in Dematerialised form	Total shareholding as a percentage of total shares		Shares pledged or otherwise encumbered	
					As a percentage of (A+B)	As a percentage of (A+B+C)	Number of shares	As a percentage
A	Shareholding of Promoter and Promoter Group							
I	Indian							
a	Individuals/ Hindu Undivided Family	0	0	0	.0000	.0000	0	.0000
b	Central Government/ State Government(s)	0	0	0	.0000	.0000	0	.0000
c	Bodies Corporate	2	7520470	7520470	49.2821	49.2821	0	.0000
d	Financial Institutions/ Banks	0	0	0	.0000	.0000	0	.0000
e	Any Other (Specify)							
i	Trust	0	0	0	.0000	.0000	0	.0000
ii	Society	0	0	0	.0000	.0000	0	.0000
iii	Educational Institutions	0	0	0	.0000	.0000	0	.0000
	Sub Total (A)(1) :	2	7520470	7520470	49.2821	49.2821	0	.0000
2	Foreign							
a	Individuals (Non Resident Indians / Foreign Individuals)	0	0	0	.0000	.0000	0	.0000
b	Bodies Corporate	0	0	0	.0000	.0000	0	.0000
c	Institutions	0	0	0	.0000	.0000	0	.0000
d	Qualified Foreign Investor	0	0	0	.0000	.0000	0	.0000
e	Any Other (Specify)	0	0	0	.0000	.0000	0	.0000
	Sub Total (A)(2) :	0	0	0	.0000	.0000	0	.0000
	Total Shareholding of Promoter and Promoter Group (A) = (A)(1) + (A)(2) :	2	7520470	7520470	49.2821	49.2821	0	.0000
B	Public Shareholding						NA	NA
1	Institutions						NA	NA
a	Mutual Funds/ UTI	14	1980975	1979975	12.9815	12.9815		
b	Financial Institutions/ Banks	2	225	175	.0015	.0015		
c	Central Government/ State Government(s)	1	200	0	.0013	.0013		
d	Venture Capital Funds	0	0	0	.0000	.0000		



Name Of The Company : EVEREST INDUSTRIES LTD (SHARES)

		Quarter Ended 31-Dec-2014							
Category Code	Category of Shareholders	Number of shareholders	Total no. of Shares	No. of Shares held in Dematerialised form	Total shareholding as a percentage of total shares		Shares pledged or otherwise encumbered		
					As a percentage of (A+B)	As a percentage of (A+B+C)	Number of shares	As a percentage	
B	Public Shareholding							NA	NA
1	Institutions							NA	NA
e	Insurance Companies	2	187	0	.0012	.0012			
f	Foreign Institutional Investors	6	1275	0	.0084	.0084			
g	Foreign Venture Capital Investors	0	0	0	.0000	.0000			
h	Qualified Foreign Investor	0	0	0	.0000	.0000			
i	Any Other (Specify)	0	0	0	.0000	.0000			
	Sub Total (B)(1) :	25	1982862	1980150	12.9939	12.9939			
2	Non-Institutions							NA	NA
a	Bodies Corporate	427	744322	738995	4.8776	4.8776			
b	Individuals								
i	Individual Shareholders Holding Nominal Share Capital Upto Rs. 1 Lakh.	11358	3332903	3041240	21.8408	21.8408			
ii	Individual Shareholders Holding Nominal Share Capital in excess of Rs. 1 Lakh.	38	1209657	1209657	7.9270	7.9270			
c	Qualified Foreign Investor	0	0	0	.0000	.0000			
d	Any Other (Specify)								
i	Trust & Foundations	3	336953	336903	2.2081	2.2081			
ii	Cooperative Societies	0	0	0	.0000	.0000			
iii	Educational Institutions	0	0	0	.0000	.0000			
iv	Non Resident Individual	176	132838	132238	.8705	.8705			
v	Foreign Companies	0	0	0	.0000	.0000			
vi	OCB	0	0	0	.0000	.0000			
	Sub Total (B)(2) :	12002	5756673	5459033	37.7240	37.7240			
	Total Public Shareholding (B) = (B)(1) + (B)(2) :	12027	7739535	7439183	50.7179	50.7179			
	Total (A) + (B) :	12029	15260005	14959653	100.0000	100.0000		0	.0000
C	Shares held by Custodians and against which Depository Receipts have been issued								
1	Promoter and Promoter Group	0	0	0	0	0		0	
2	Public	0	0	0	0	0		0	
	GRAND TOTAL (A) + (B) + (C)	12029	15260005	14959653	100.0000	100.0000		0	.0000

Prepared By MCS Limited.



UNIT : EVEREST INDUSTRIES LTD (SHARES)


(I) (b) Statement showing holding of securities(including shares,warrants,convertible securities) of persons belonging to the category "Promoter and Promoter Group"

Sri No.	Name of the shareholder	Total shares held		Shares pledged or otherwise encumbered			Details of Warrants		Details of Convertible Securities held		Total shares(including underlying shares assuming full conversion of warrants and convertible securities) as a % of diluted share capital
		Number	As a % of grand total (A)+(B)+(C)	Number	As a percentage	As a % of grand total (A)+(B)+(C) of sub-clause (1)(a)	Number of Warrants	As a % of total number of warrants of the same class	Number of convertible securities held	As a % of total number of convertible securities of the same class	
1	FALAK INVESTMENT PRIVATE LTD	7383470	48.3845	0	.0000	.0000	Nil	Nil	Nil	Nil	Nil
2	TRAPU CANS PRIVATE LIMITED	137000	.8978	0	.0000	.0000	Nil	Nil	Nil	Nil	Nil
	TOTAL	7520470	49.2822	0	.0000	.0000	Nil	Nil	Nil	Nil	Nil

UNIT : EVEREST INDUSTRIES LTD (SHARES)

(I) (c)(i) Statement showing holding of securities(including shares,warrants,convertible securities) of persons belonging to the category "Public" and holding more than 1 % of the total number of shares.

Sri No.	Name of the shareholder	Number of Shares	Shares as a percentage of total number of shares (I.e., Grand Total (A)+(B)+(C) indicated in Statement at para (I)(a) above)	Details of Warrants		Details of Convertible Securities held		Total shares(including underlying shares assuming full conversion of warrants and convertible securities) as a % of diluted share capital
				Number of Warrants	As a % of total number of warrants of the same class	Number of convertible securities held	As a % of total number of convertible securities of the same class	
1	RELIANCE CAPITAL TRUSTEE CO LTD-RELIANCE LONGTERM EQUITY FUN	966748	6.3352	Nil	Nil	Nil	Nil	Nil
2	EVEREST STAFF WELFARE TRUST	336478	2.2050	Nil	Nil	Nil	Nil	Nil
3	SBI EQUITY OPPORTUNITIES FUND SERIES I	300000	1.9659	Nil	Nil	Nil	Nil	Nil
4	HDFC TRUSTEE COMPANY LIMITED - HDFC INFRASTRUCTURE FUND	288042	1.8876	Nil	Nil	Nil	Nil	Nil
5	HSBC PROGRESSIVE THEMES FUND	196500	1.2877	Nil	Nil	Nil	Nil	Nil
	TOTAL	2087768	13.6813	Nil	Nil	Nil	Nil	Nil



UNIT : EVEREST INDUSTRIES LTD (SHARES)


(I) (c)(ii) Statement showing holding of securities (including shares, warrants, convertible securities) of persons (together with PAC) belonging to the category "Public" and holding more than 5% of the total number of shares of the company.

Srl No.	Name of the shareholder and the Persons Acting In Concert (PAC) with them	Number of Shares	Shares as a percentage of total number of shares (i.e., Grand Total (A)+(B)+(C) indicated in Statement at para (I)(a) above }	Details of Warrants		Details of Convertible Securities held		Total shares (including underlying shares assuming full conversion of warrants and convertible securities) as a % of diluted share capital
				Number of Warrants	As a % of total number of warrants of the same class	Number of convertible Securities held	% w.r.t total number of convertible securities of the same class	
1	RELIANCE CAPITAL TRUSTEE CO LTD- RELIANCE LONGTERM EQUITY FUND	966748	6.3352	NII	NII	NII	NII	NII
	TOTAL	966748	6.3352	NII	NII	NII	NII	NII

UNIT : EVEREST INDUSTRIES LTD (SHARES)

(I) (d) Statement showing details of locked-in shares.

Srl No.	Name of the shareholder	Number of Shares Locked-in	Locked-in Shares as a percentage of total number of shares (i.e., Grand Total (A)+(B)+(C) indicated in Statement at para (I)(a) above }	Promoter/Promoter Group / Public
1	NII	NII	NII	
	TOTAL	NII	NII	



UNIT : EVEREST INDUSTRIES LTD (SHARES)

(II) (a) Statement showing details of Depository Receipts (DRs)

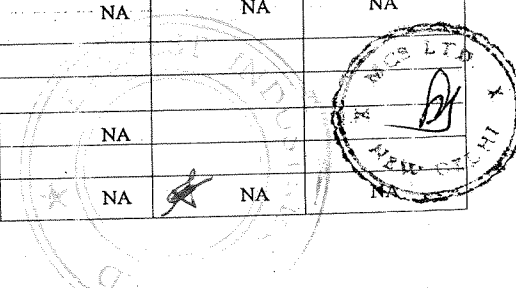
Srl No.	Type of outstanding DR (ADRS,GDRs SDRs,etc.)	Number of outstanding DRs	Number of shares underlying outstanding DRs	Shares underlying outstanding DRs as a percentage of total number of shares (i.e Grand Total (A)+(B)+(C) indicated in statement at para (I)(a) above)
1	Nil	Nil	Nil	Nil
	TOTAL	Nil	Nil	Nil

(II) (b) Statement showing details of Depository Receipts (DRs) where underlying shares held by 'promoter/promoter group' are in excess of 1 % of the total number of shares.


Srl No.	Name of the DR Holder	Type of outstanding DRs (ADRS,GDRs, SDRs etc)	Number of shares underlying outstanding DRs	Shares underlying outstanding DRs as a percentage of total number of shares (i.e Grand Total (A)+(B)+(C) indicated in statement at para (I)(a) above)
1	Nil	Nil	Nil	Nil
	TOTAL	Nil	Nil	Nil



Category Code	Category of Shareholders	CLASS X	CLASS Y	CLASS Z	Total Voting Rights	As a percentage of (A+B)	As a percentage of (A+B+C)
		(III)	(IV)	(V)	(III+IV+V)		
A	Shareholding of Promoter and Promoter Group						
1	Indian						
a	Individuals/ Hindu Undivided Family	NA	NA	NA	NA		
b	Central Government/ State Government(s)	NA	NA	NA	NA		
c	Bodies Corporate	NA	NA	NA	NA		
d	Financial Institutions/ Banks	NA	NA	NA	NA		
e	Any Other (Specify)	NA	NA	NA	NA		
i	Trust						
ii	Society						
iii	Educational Institutions						
	Sub Total (A)(1) :	NA	NA	NA	NA	NA	NA
2	Foreign						
a	Individuals (Non Resident Indians / Foreign Individuals)	NA	NA	NA	NA		
b	Bodies Corporate	NA	NA	NA	NA		
c	Institutions	NA	NA	NA	NA		
d	Qualified Foreign Investor	NA	NA	NA	NA		
e	Any Other (Specify)	NA	NA	NA	NA		
	Sub Total (A)(2) :	NA	NA	NA	NA	NA	NA
	Total Shareholding of Promoter and Promoter Group (A) = (A)(1) + (A)(2) :	NA	NA	NA	NA	NA	NA
B	Public Shareholding						
1	Institutions						
a	Mutual Funds/ UTI	NA	NA	NA	NA		
		NA	NA	NA	NA	NA	NA



Category Code	Category of Shareholders	CLASS X (III)	CLASS Y (IV)	CLASS Z (V)	Total Voting Rights (III+IV+V)	As a percentage of (A+B)	As a percentage of (A+B+C)
B	Public Shareholding						
1	Institutions						
b	Financial Institutions/ Banks	NA	NA	NA	NA		
c	Central Government/ State Government(s)	NA	NA	NA	NA		
d	Venture Capital Funds	NA	NA	NA	NA		
e	Insurance Companies	NA	NA	NA	NA		
f	Foreign Institutional Investors	NA	NA	NA	NA		
g	Foreign Venture Capital Investors	NA	NA	NA	NA		
h	Qualified Foreign Investor	NA	NA	NA	NA		
i	Any Other (Specify)	NA	NA	NA	NA		
	Sub Total (B)(1) :	NA	NA	NA	NA	NA	NA
2	Non-Institutions						
a	Bodies Corporate	NA	NA	NA	NA		
b	Individuals						
i	Individual Shareholders Holding Nominal Share Capital Upto Rs. 1 Lakh.	NA	NA	NA	NA		
ii	Individual Shareholders Holding Nominal Share Capital in excess of Rs. 1 Lakh.						
c	Qualified Foreign Investor	NA	NA	NA	NA		
d	Any Other (Specify)	NA	NA	NA	NA		
i	Trust & Foundations						
ii	Cooperative Societies						
iii	Educational Institutions						
iv	Non Resident Individual						
v	Foreign Companies						
vi	OCB						



Category Code	Category of Shareholders	CLASS X	CLASS Y	CLASS Z	Total Voting Rights	As a percentage of (A+B)	As a percentage of (A+B+C)
		(III)	(IV)	(V)	(III+IV+V)		
B	Public Shareholding						
2	Non-Institutions						
	Sub Total (B)(2) :	NA	NA	NA	NA	NA	NA
	Total Public Shareholding (B) = (B)(1) + (B)(2) :	NA	NA	NA	NA	NA	NA
	Total (A) + (B) :	NA	NA	NA	NA	NA	NA
C	Shares held by Custodians and against which Depository Receipts have been issued						
1	Promoter and Promoter Group	NA	NA	NA	NA	NA	NA
2	Public	NA	NA	NA	NA	NA	NA
	GRAND TOTAL (A) + (B) + (C)	NA	NA	NA	NA	NA	NA

