

(U) (a) Statement Showing Shareholding Pattern

Name of the Company : EVEREST INDUSTRIES LTD (SHARES)

Scrip Code, Name of the scrip, class of security: BSE-508906

/EQUITY

Quarter Ended 31-Mar-2015

Partly paid-up shares:-	No. of partly paid-up shares	As a % of total no. of partly paid-up shares	As a % of total no. of shares of the company
Held by promoter/promoter group	NA	NA	NA
Held by public	NA	NA	NA
Total	NA	NA	NA
Outstanding convertible Securities:-	No. of outstanding securities	As a % of total no. of outstanding convertible securities	As a % of total no. of shares of the company, assuming full conversion of the convertible securities
Held by promoter/promoter group	NA	NA	NA
Held by public	NA	NA	NA
Total	NA	NA	NA
Warrants:-	No. of warrants	As a % of total no. of warrants	As a % of total no. of shares of the company, assuming full conversion of warrants
Held by promoter/promoter group	0	0	.0000
Held by public	0	0	.0000
Total	0	0	.0000
Total paid-up capital of the company, assuming full conversion of warrants and convertible securities	15291095		

Prepared by MCS Limited.



## (D) (a) Statement Showing Shareholding Pattern

Name Of The Company : EVEREST INDUSTRIES LTD (SHARES)

Category Code	Category of Shareholders	Quarter Ended		31-Mar-2015		Total shareholding as a percentage of total shares		Shares pledged or otherwise encumbered	
		Number of shareholders	Total no. of Shares	No. of Shares held in Dematerialised form	As a percentage of (A+B)	As a percentage of (A+B+C)	Number of shares	As a percentage	
<b>A</b>	<b>Shareholding of Promoter and Promoter Group</b>								
<b>I</b>	<b>Indian</b>								
a	Individuals/ Hindu Undivided Family	0	0	0	.0000	.0000	0	.0000	
b	Central Government/ State Government(s)	0	0	0	.0000	.0000	0	.0000	
c	Bodies Corporate	2	7520470	7520470	49.1821	49.1821	0	.0000	
d	Financial Institutions/ Banks	0	0	0	.0000	.0000	0	.0000	
e	Any Other (Specify)	0	0	0	.0000	.0000	0	.0000	
i	Trust	0	0	0	.0000	.0000	0	.0000	
ii	Society	0	0	0	.0000	.0000	0	.0000	
iii	Educational Institutions	0	0	0	.0000	.0000	0	.0000	
	<b>Sub Total (A)(1) :</b>	<b>2</b>	<b>7520470</b>	<b>7520470</b>	<b>49.1821</b>	<b>49.1821</b>	<b>0</b>	<b>.0000</b>	
<b>2</b>	<b>Foreign</b>								
a	Individuals (Non Resident Indians / Foreign Individuals)	0	0	0	.0000	.0000	0	.0000	
b	Bodies Corporate	0	0	0	.0000	.0000	0	.0000	
c	Institutions	0	0	0	.0000	.0000	0	.0000	
d	Qualified Foreign Investor	0	0	0	.0000	.0000	0	.0000	
e	Any Other ( Specify )	0	0	0	.0000	.0000	0	.0000	
	<b>Sub Total (A)(2) :</b>	<b>0</b>	<b>0</b>	<b>0</b>	<b>.0000</b>	<b>.0000</b>	<b>0</b>	<b>.0000</b>	
	<b>Total Shareholding of Promoter and Promoter Group (A) = (A)(1) + (A)(2) :</b>	<b>2</b>	<b>7520470</b>	<b>7520470</b>	<b>49.1821</b>	<b>49.1821</b>	<b>0</b>	<b>.0000</b>	
<b>B</b>	<b>Public Shareholding</b>								
<b>I</b>	<b>Institutions</b>						NA	NA	
a	Mutual Funds/ UTI						NA	NA	
b	Financial Institutions/ Banks	16	2166164	2165164	14.1662	14.1662			
c	Central Government/ State Government(s)	3	1075	1025	.0070	.0070			
d	Venture Capital Funds	1	200	0	.0013	.0013			
		0	0	0	.0000	.0000			



## (1) (a) Statement Showing Shareholding Pattern

Name Of The Company : EVEREST INDUSTRIES LTD (SHARES)

Category Code	Category of Shareholders	Quarter Ended		31-Mar-2015		Total shareholding as a percentage of total shares		Shares pledged or otherwise encumbered	
		Number of shareholders	Total no. of Shares	No. of Shares held in Dematerialised form	As a percentage of (A+B)	As a percentage of (A+B+C)	Number of shares	As a percentage	
<b>B</b>	<b>Public Shareholding</b>								
<b>I</b>	<b>Institutions</b>							NA	NA
e	Insurance Companies							NA	NA
f	Foreign Institutional Investors	2	187	0	.0012	.0012			
g	Foreign Venture Capital Investors	6	1275	0	.0083	.0083			
h	Qualified Foreign Investor	0	0	0	.0000	.0000			
i	Any Other (Specify)	0	0	0	.0000	.0000			
		0	0	0	.0000	.0000			
	<b>Sub Total (B)(1) :</b>	28	2168901	2166189	14.1840	14.1840			
<b>2</b>	<b>Non-Institutions</b>							NA	NA
a	Bodies Corporate								
b	Individuals	353	700182	694855	4.5790	4.5790			
i	Individual Shareholders Holding Nominal Share Capital Upto Rs. 1 Lakh.	10965	3236602	2949139	21.1666	21.1666			
ii	Individual Shareholders Holding Nominal Share Capital in excess of Rs. 1 Lakh.	39	1197516	1197516	7.8315	7.8315			
c	Qualified Foreign Investor	0	0	0	.0000	.0000			
d	Any Other (Specify)								
i	Trust & Foundations	3	336953	336903	2.2036	2.2036			
ii	Cooperative Societies	0	0	0	.0000	.0000			
iii	Educational Institutions	0	0	0	.0000	.0000			
iv	Non Resident Individual	172	130471	129871	.8532	.8532			
v	Foreign Companies	0	0	0	.0000	.0000			
vi	OCB	0	0	0	.0000	.0000			
	<b>Sub Total (B)(2) :</b>	11532	5601724	5308284	36.6339	36.6339			
	<b>Total Public Shareholding (B) = (B)(1) + (B)(2) :</b>	11560	7770625	7474473	50.8179	50.8179			
	<b>Total (A) + (B) :</b>	11562	15291095	14994943	100.0000	100.0000	0	.0000	
<b>C</b>	<b>Shares held by Custodians and against which Depository Receipts have been issued</b>								
1	Promoter and Promoter Group	0	0	0	0	0			
2	Public								
		0	0	0	0	0			
	<b>GRAND TOTAL (A) + (B) + (C)</b>	11562	15291095	14994943	100.0000	100.0000	0	.0000	


Prepared By MCS Limited.



UNIT : EVEREST INDUSTRIES LTD (SHARES)

(1) (b) Statement showing holding of securities(including shares,warrants,convertible securities) of persons belonging to the category "Promoter and Promoter Group"


Sl No.	Name of the shareholder	Total shares held		Shares pledged or otherwise encumbered			Details of Warrants		Details of Convertible Securities held		Total shares(including underlying shares assuming full conversion of warrants and convertible securities) as a % of diluted share capital
		Number	As a % of grand total (A)+(B)+(C)	Number	As a percentage	As a % of grand total (A)+(B)+(C) of sub-clause (1)(a)	Number of Warrants	As a % of total number of warrants of the same class	Number of convertible securities held	As a % of total number of convertible securities of the same class	
1	FALAK INVESTMENT PRIVATE LTD	7383470	48.2861	0	.0000	.0000	Nil	Nil	Nil	Nil	Nil
2	TRAPU CANS PRIVATE LIMITED	137000	.8959	0	.0000	.0000	Nil	Nil	Nil	Nil	Nil
	<b>TOTAL</b>	<b>7520470</b>	<b>49.1820</b>	<b>0</b>	<b>.0000</b>	<b>.0000</b>	<b>Nil</b>	<b>Nil</b>	<b>Nil</b>	<b>Nil</b>	<b>Nil</b>



UNIT : EVEREST INDUSTRIES LTD (SHARES)

(I) (c)(i) Statement showing holding of securities(including shares,warrants,convertible securities) of persons belonging to the category "Public" and holding more than 1 % of the total number of shares.


Srl No.	Name of the shareholder	Number of Shares	Shares as a percentage of total number of shares (i.e., Grand Total (A)+(B)+(C) indicated in Statement at para (I)(a) above ;	Details of Warrants		Details of Convertible Securities held		Total shares(including underlying shares assuming full conversion of warrants and convertible securities) as a % of diluted share capital
				Number of Warrants	As a % of total number of warrants of the same class	Number of convertible securities held	As a % of total number of convertible securities of the same class	
1	RELIANCE CAPITAL TRUSTEE CO LTD-A/C RELIANCE MID & SMALL CAP	966748	6.3223	Nil	Nil	Nil	Nil	Nil
2	EVEREST STAFF WELFARE TRUST	336478	2.2005	Nil	Nil	Nil	Nil	Nil
3	HDFC TRUSTEE COMPANY LIMITED - HDFC INFRASTRUCTURE FUND	330885	2.1639	Nil	Nil	Nil	Nil	Nil
4	SBI EQUITY OPPORTUNITIES FUND SERIES I	300000	1.9619	Nil	Nil	Nil	Nil	Nil
5	HSBC PROGRESSIVE THEMES FUND	196500	1.2851	Nil	Nil	Nil	Nil	Nil
6	SBI EQUITY OPPORTUNITIES FUND SERIES II	177147	1.1585	Nil	Nil	Nil	Nil	Nil
	TOTAL	2307758	15.0922	Nil	Nil	Nil	Nil	Nil



UNIT : EVEREST INDUSTRIES LTD (SHARES)

(1)(c)(ii) Statement showing holding of securities(including shares,warramnts,convertible securities) of persons (together with PAC) belonging to the category "Public" and holding more than 5% of the total number of shares of the company.


Srl No.	Name of the shareholder and the Persons Acting In Concert(PAC) with them	Number of Shares	Shares as a percentage of total number of shares {i.e., Grand Total (A)+(B)+(C) indicated in Statement at para (1)(a) above }	Details of Warrants		Details of Convertible Securities held		Total shares(including underlying shares assuming full conversion of warrants and conevrtible securities) as a % of diluted share capital
				Number of Warrants	As a % of total number of warrants of the same class	Number of convertible Securities held	% w.r.t total number of convertible securities of the same class	
1	RELIANCE CAPITAL TRUSTEE CO LTD- A/C RELIANCE MID & SMALL CAP FUND	966748	6.3223	Nil	Nil	Nil	Nil	Nil
	TOTAL	966748	6.3223	Nil	Nil	Nil	Nil	Nil



UNIT : EVEREST INDUSTRIES LTD (SHARES)

(1) (d) Statement showing details of locked-in shares.

Sr/No.	Name of the shareholder	Number of Shares Locked-in	Locked-in Shares as a percentage of total number of shares (i.e., Grand Total (A)+(B)+(C) indicated in Statement at para (1)(a) above }	Promoter/Promoter Group / Public
1	Nil	Nil	Nil	
	TOTAL	Nil	Nil	



UNIT : EVEREST INDUSTRIES LTD (SHARES)

(II) (a) Statement showing details of Depository Receipts (DRs)

Sr. No.	Type of outstanding DR (ADRS,GDRs, SDRs,etc.)	Number of outstanding DRs	Number of shares underlying outstanding DRs	Shares underlying outstanding DRs as a percentage of total number of shares (i.e Grand Total (A)+(B)+(C) indicated in statement at para (I)(a) above)
1	Nil	Nil	Nil	Nil
	TOTAL	Nil	Nil	Nil

(II) (b) Statement showing details of Depository Receipts (DRs) where underlying shares held by 'promoter/promoter group' are in excess of 1% of the total number of shares.

Sr. No.	Name of the DR Holder	Type of outstanding DRs (ADRS,GDRs, SDRs etc )	Number of shares underlying outstanding DRs	Shares underlying outstanding DRs as a percentage of total number of shares (i.e Grand Total (A)+(B)+(C) indicated in statement at para (I)(a) above)
1	Nil	Nil	Nil	Nil
	TOTAL	Nil	Nil	Nil





## (III) (a) Statement showing the voting pattern of shareholders, if more than one class of shares/securities is issued by the issuer.

Category Code	Category of Shareholders	CLASS X	CLASS Y	CLASS Z	Total Voting Rights	As a percentage of (A+B)	As a percentage of (A+B+C)
		(III)	(IV)	(V)	(III+IV+V)		
<b>A</b>	<b>Shareholding of Promoter and Promoter Group</b>						
<b>I</b>	<b>Indian</b>						
a	Individuals/ Hindu Undivided Family	NA	NA	NA	NA		
b	Central Government/ State Government(s)	NA	NA	NA	NA		
c	Bodies Corporate	NA	NA	NA	NA		
d	Financial Institutions/ Banks	NA	NA	NA	NA		
e	Any Other (Specify)	NA	NA	NA	NA		
i	Trust						
ii	Society						
iii	Educational Institutions						
	<b>Sub Total (A)(1) :</b>	NA	NA	NA	NA	NA	NA
<b>2</b>	<b>Foreign</b>						
a	Individuals (Non Resident Indians / Foreign Individuals)	NA	NA	NA	NA		
b	Bodies Corporate	NA	NA	NA	NA		
c	Institutions	NA	NA	NA	NA		
d	Qualified Foreign Investor	NA	NA	NA	NA		
e	Any Other ( Specify )	NA	NA	NA	NA		
	<b>Sub Total (A)(2) :</b>	NA	NA	NA	NA	NA	NA
	<b>Total Shareholding of Promoter and Promoter Group (A) = (A)(1) + (A)(2) :</b>	NA	NA	NA	NA	NA	NA
<b>B</b>	<b>Public Shareholding</b>						
<b>I</b>	<b>Institutions</b>						
a	Mutual Funds/ UTI	NA	NA	NA	NA		
		NA	NA	NA	NA	NA	NA



## (III) (a) Statement showing the voting pattern of shareholders, if more than one class of shares/securities is issued by the issuer.


Category Code	Category of Shareholders	CLASS X (III)	CLASS Y (IV)	CLASS Z (V)	Total Voting Rights (III+IV+V)	As a percentage of (A+B)	As a percentage of (A+B+C)
<b>B</b>	<b>Public Shareholding</b>						
<b>I</b>	<b>Institutions</b>						
b	Financial Institutions/ Banks	NA	NA	NA	NA		
c	Central Government/ State Government(s)	NA	NA	NA	NA		
d	Venture Capital Funds	NA	NA	NA	NA		
e	Insurance Companies	NA	NA	NA	NA		
f	Foreign Institutional Investors	NA	NA	NA	NA		
g	Foreign Venture Capital Investors	NA	NA	NA	NA		
h	Qualified Foreign Investor	NA	NA	NA	NA		
i	Any Other (Specify)	NA	NA	NA	NA		
	<b>Sub Total (B)(I) :</b>	NA	NA	NA	NA	NA	NA
<b>2</b>	<b>Non-Institutions</b>						
a	Bodies Corporate	NA	NA	NA	NA		
b	Individuals						
i	Individual Shareholders Holding Nominal Share Capital Upto Rs. 1 Lakh.	NA	NA	NA	NA		
ii	Individual Shareholders Holding Nominal Share Capital in excess of Rs. 1 Lakh.						
c	Qualified Foreign Investor	NA	NA	NA	NA		
d	Any Other (Specify)	NA	NA	NA	NA		
i	Trust & Foundations						
ii	Cooperative Societies						
iii	Educational Institutions						
iv	Non Resident Individual						
v	Foreign Companies						
vi	OCB						



## (III) (a) Statement showing the voting pattern of shareholders, if more than one class of shares/securities is issued by the issuer.

Category Code	Category of Shareholders	CLASS X (III)	CLASS Y (IV)	CLASS Z (V)	Total Voting Rights (III+IV+V)	As a percentage of (A+B)	As a percentage of (A+B+C)
B	Public Shareholding						
2	Non-Institutions						
	Sub Total (B)(2) :	NA	NA	NA	NA	NA	NA
	Total Public Shareholding (B) = (B)(1) + (B)(2) :	NA	NA	NA	NA	NA	NA
	Total (A) + (B) :	NA	NA	NA	NA	NA	NA
C	Shares held by Custodians and against which Depository Receipts have been issued						
1	Promoter and Promoter Group	NA	NA	NA	NA	NA	NA
		NA	NA	NA	NA	NA	NA

Prepared By MCS Limited.



C	Shares held by Custodians and against which Depository Receipts have been issued						
2	Public	NA	NA	NA	NA	NA	NA
	GRAND TOTAL (A) + (B) + (C)	NA	NA	NA	NA	NA	NA

