



**Statement showing Shareholding Pattern**

<b>Name of the Company:</b> EVEREST INDUSTRIES LIMITED	
<b>Scrip Code:</b> 508906 (BSE) / EVERESTIND (NSE)	<b>Quarter ended:</b> 31-Mar-08


Category code	Category of shareholder	Number of shareholders	Total number of shares	Number of shares held in dematerialized form	Total shareholding as a percentage of total number of shares	
					As a percentage of (A+B)[1]	As a percentage of (A+B+C)
<b>(A)</b>	<b>Shareholding of Promoter and Promoter Group[2]</b>					
<b>1</b>	<b>Indian</b>					
(a)	Individuals/ Hindu Undivided Family	-	-	-	-	-
(b)	Central Government/ State Government(s)	-	-	-	-	-
(c)	Bodies Corporate	1	7413470	7413470	50.09	50.09
(d)	Financial Institutions/ Banks	-	-	-	-	-
(e)	Any Other (specify)	-	-	-	-	-
	<b>Sub-Total (A)(1)</b>	<b>1</b>	<b>7413470</b>	<b>7413470</b>	<b>50.09</b>	<b>50.09</b>
<b>2</b>	<b>Foreign</b>					
(a)	Individuals (Non-Resident Individuals/ Foreign Individuals)	-	-	-	-	-
(b)	Bodies Corporate	-	-	-	-	-



(c)	Institutions	-	-	-	-	-
(d)	Any Other (specify)	-	-	-	-	-
	<b>Sub-Total (A)(2)</b>	-	-	-	-	-
	<b>Total Shareholdin g of Promoter and Promoter Group (A)= (A)(1)+(A)(2 )</b>	1	7413470	7413470	50.09	50.09
<b>(B)</b>	<b>Public shareholding[3]</b>					
<b>1</b>	<b>Institutions</b>					
(a)	Mutual Funds/ UTI	9	2252562	2251462	15.22	15.22
(b)	Financial Institutions/ Banks	3	325	275	0.00	0.00
(c)	Central Government/ State Government( s)	1	200	-	0.00	0.00
(d)	Venture Capital Funds	-	-	-	-	-
(e)	Insurance Companies	2	187	0	0.00	0.00
(f)	Foreign Institutional Investors	7	24550	23275	0.17	0.17
(g)	Foreign Venture Capital Investors	-	-	-	-	-
(h)	Any Other (specify)	-	-	-	-	-
	<b>Sub-Total (B)(1)</b>	22	2277824	2275012	15.39	15.39
<b>2</b>	<b>Non- institutions</b>					



(a)	Bodies Corporate	273	529522	523495	3.58	3.58
(b)	i. Individual shareholders holding nominal share capital up to Rs. 1 lakh.	8472	2289532	1843208	15.47	15.47
	ii. Individual shareholders holding nominal share capital in excess of Rs. 1 lakh.	28	808713	808713	5.46	5.46
(c)	Any Other - NRI/Trusts	56	1480959	1480309	10.01	10.01
	<b>Sub-Total (B)(2)</b>	<b>8829</b>	<b>5108726</b>	<b>4655725</b>	<b>34.52</b>	<b>34.52</b>
	<b>Total Public Shareholding (B) = (B)(1)+(B)(2)</b>	<b>8851</b>	<b>7386550</b>	<b>6930737</b>	<b>49.91</b>	<b>49.91</b>
	<b>TOTAL (A)+(B)</b>	<b>8852</b>	<b>14800020</b>	<b>14344207</b>	<b>100.00</b>	<b>100.00</b>
(C)	Shares held by Custodians and against which Depository Receipts have been issued	-	-	-	xxx	-
	<b>GRAND TOTAL (A)+(B)+(C)</b>	<b>8852</b>	<b>14800020</b>	<b>14344207</b>	<b>100.00</b>	<b>100.00</b>



(I)(b) Statement showing Shareholding of persons belonging to the category "Promoter and Promoter Group"


Sr. No.	Name of the shareholder	Number of shares	Shares as a percentage of total number of shares {i.e., Grand Total (A)+(B)+(C) indicated in Statement at para (I)(a) above}
1	Everest Finvest (India) Pvt. Ltd.	7413470	50.091
<b>TOTAL</b>		<b>7413470</b>	<b>50.091</b>

(I)(c) Statement showing Shareholding of persons belonging to the category "Public" and holding more than 1% of the total number of shares

Sr. No.	Name of the shareholder	Number of shares	Shares as a percentage of total number of shares {i.e., Grand Total (A)+(B)+(C) indicated in Statement at para (I)(a) above}
1	Everest Staff Welfare Trust	1457787	9.85
2	Reliance Capital Trustee Co Ltd-Reliance longterm Equity Fund	1176648	7.950
3	Franklin India Smaller Companies Fund	1070739	7.235
<b>TOTAL</b>		<b>3705174</b>	<b>25.04</b>

(I)(d) Statement showing details of locked-in shares

Sr. No.	Name of the shareholder	Number of locked-in shares	Locked-in shares as a percentage of total number of shares {i.e., Grand Total (A)+(B)+(C) indicated in Statement at para (I)(a) above}
1	NIL	NIL	NIL
<b>TOTAL</b>		<b>NIL</b>	<b>NIL</b>



(II)(a) Statement showing details of Depository Receipts (DRs)

Sr. No.	Type of outstanding DR (ADRs, GDRs, SDRs, etc.)	er of outstanding	Number of shares underlying outstanding DRs	Shares underlying outstanding DRs as a percentage of total number of shares {i.e., Grand Total (A)+(B)+(C) indicated in Statement at para (I)(a) above}
1	NIL	NIL	NIL	NIL
TOTAL		NIL	NIL	NIL

(II)(b) Statement showing Holding of Depository Receipts (DRs), where underlying shares are in excess of 1% of the total number of shares

Sr. No.	Name of the DR Holder	Type of outstanding DR (ADRs, GDRs, SDRs, etc.)	Number of shares underlying outstanding DRs	Shares underlying outstanding DRs as a percentage of total number of shares {i.e., Grand Total (A)+(B)+(C) indicated in Statement at para (I)(a) above}
1	NIL	NIL	NIL	NIL
TOTAL			NIL	NIL

